

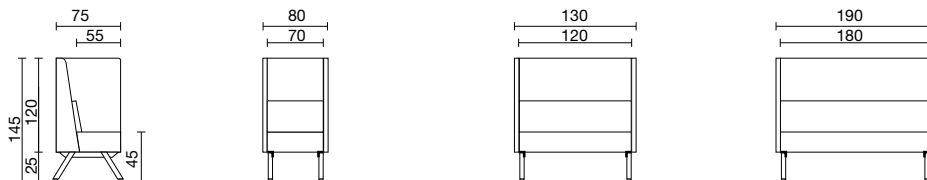
PROTEO

DIVANI E SEDUTE ATTESA
SOFA AND WAITING SEATING

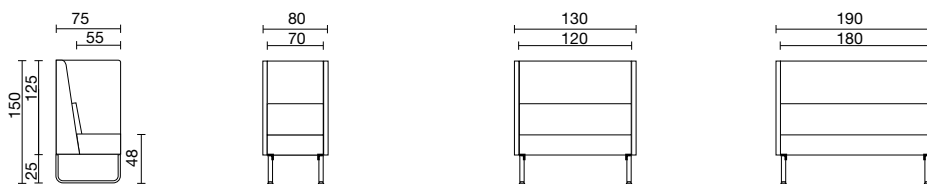


PRO126B

Struttura con schienale alto in materiale ligneo misto, con barre di collegamento in acciaio.
Imbottitura in poliuretano espanso.
Basi disponibili in due versioni: Versione a slitta in tubolare di acciaio verniciato o 4 gambe in tubolare di acciaio verniciato con piedini regolabili.



High **backrest**, structure made of mixed wood with connecting bars made of steel.
Padding made of foamed polyurethane.
Base available in two versions: Sledge-shaped base made of painted tubular steel or 4-leg base made of painted tubular steel with adjustable little feet.



FINITURE TELAIO FRAME FINISHES

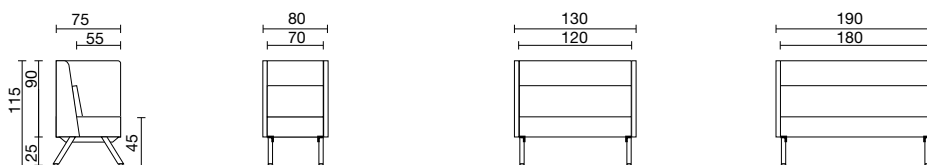


PROTEO

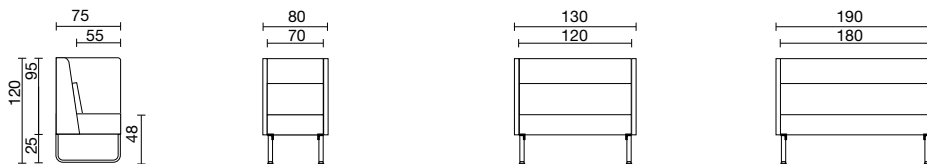


PRO326B

Struttura con schienale medio in materiale ligneo misto, con barre di collegamento in acciaio.
Imbottitura in poliuretano espanso.
Basi disponibili in due versioni: Versione a slitta in tubolare di acciaio verniciato o 4 gambe in tubolare di acciaio verniciato con piedini regolabili.



Medium **backrest**, structure made of mixed wood with connecting bars made of steel.
Padding made of foamed polyurethane.
Base available in two versions: Sledge-shaped base made of painted tubular steel or 4-leg base made of painted tubular steel with adjustable little feet.



FINITURE TELAIO FRAME FINISHES



PROTEO

DIVANI E SEDUTE ATTESA
SOFA AND WAITING SEATING



PRO226B

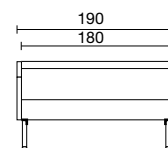
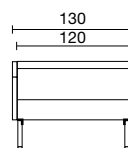
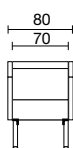
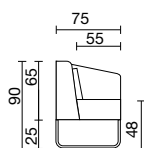
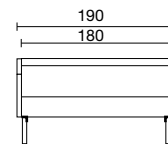
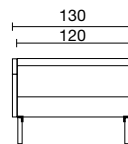
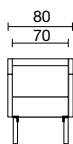
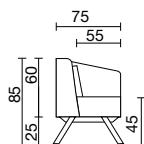
Struttura con schienale basso in materiale ligneo misto, con barre di collegamento in acciaio.
Imbottitura in poliuretano espanso.

Base disponibili in due versioni: Versione a slitta in tubolare di acciaio verniciato o 4 gambe in tubolare di acciaio verniciato con piedini regolabili.

Low **backrest**, structure made of mixed wood with connecting bars made of steel.

Padding made of foamed polyurethane.

Base available in two versions: Sledge-shaped base made of painted tubular steel or 4-leg base made of painted tubular steel with adjustable little feet.



FINITURE TELAIO FRAME FINISHES



RAL 9010



RAL 9006



RAL 9005